

AEMSEDU

Module

PARENT LOGIN


Updated on 19.10.2023

How to Pay Online Fees by using Online Fees Payment Link

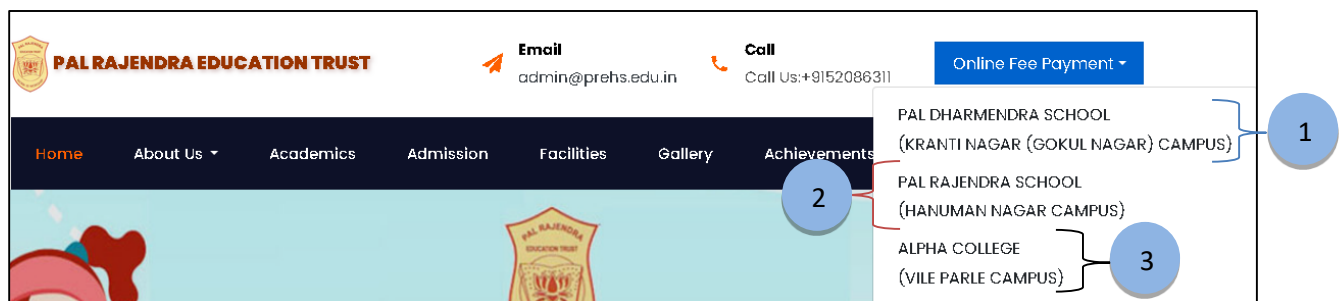
Step 1 : Go to our School Website Link

<https://www.prehs.edu.in/>

Step 2 : Click on Online Fee Payment

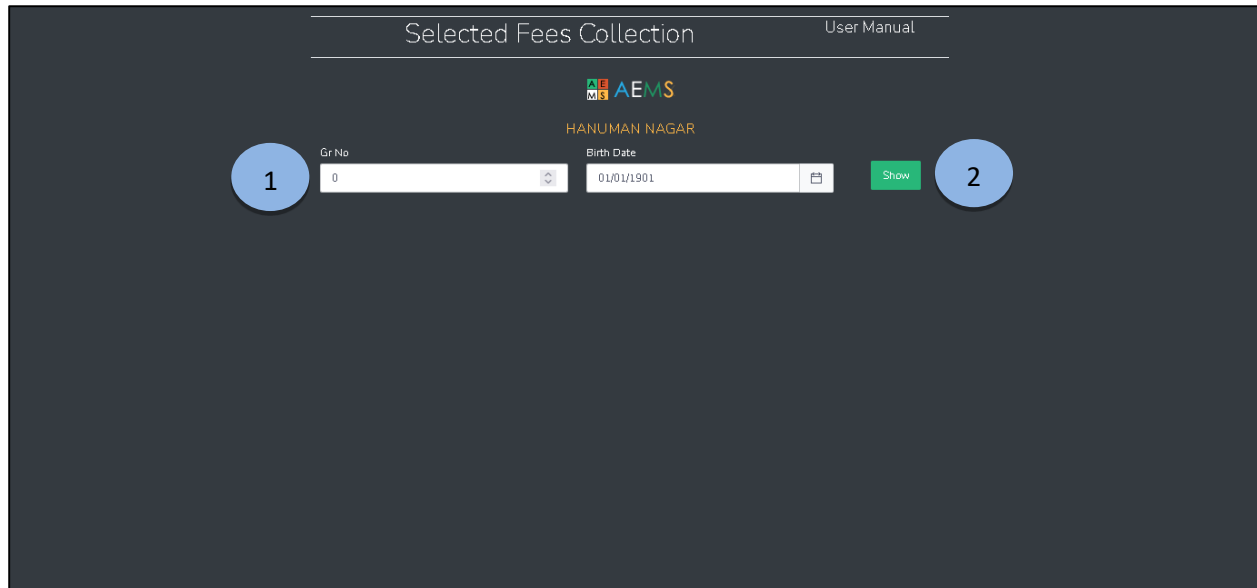


After clicking on Online Fee Payment, following screen will appear



- 1) PAL DHARMENDRA SCHOOL : Select to pay Fees Collection for the respected Section in the Campus.**
- 2) PAL RAJENDRA SCHOOL : Select to pay Fees Collection for the respected Section in the Campus.**
- 3) ALPHA COLLEGE : Select to pay Fees Collection for the respected Section in the Campus.**

Click on the link which is present on the School Website for Online Fees Collection Payment Process.



Selected Fees Collection User Manual

AEMS

HANUMAN NAGAR


Gr No Birth Date

0 01/01/1901 Show

1. The above Screen will be appeared after clicking on the Link which is present on School Website. Login Credentials such as Student Gr. No. and Birth date to make Login.
2. Parent can make Login after inputting Child Gr. No. and Birth Date.

Selected Fees Collection

User Manual



HANUMAN NAGAR

Gr No: Birth Date: Show

TESTSURNAME TESTFIRSTNAME TESTFATHERNAME

Std: 10TH Div: EX Roll No: 1

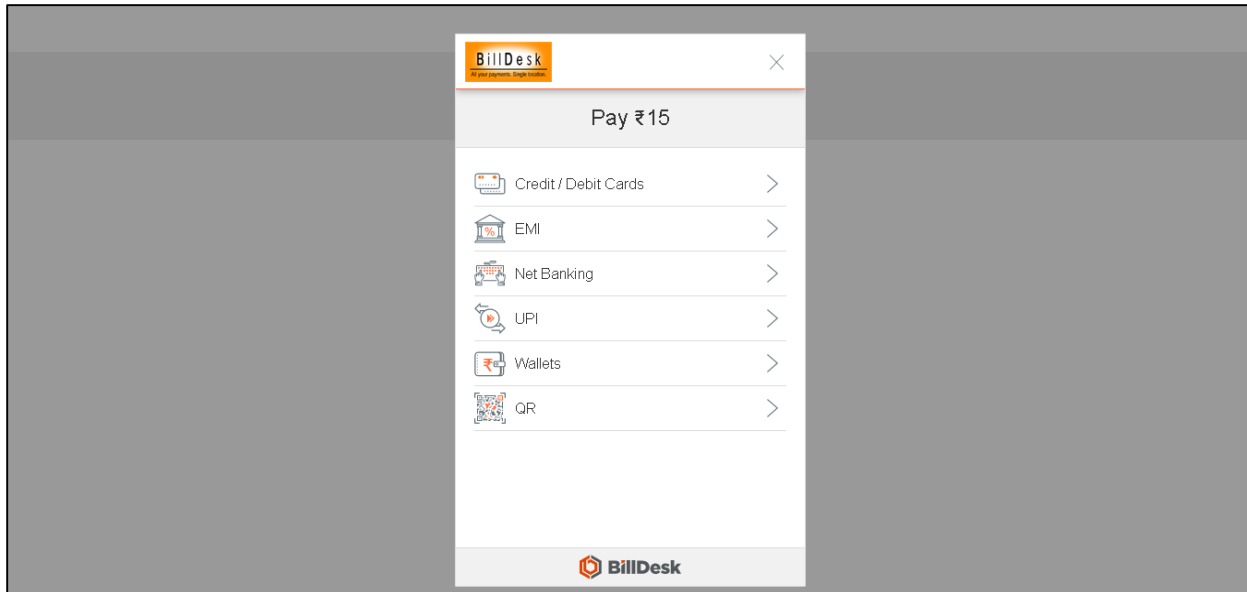
All years due Fees For Academic Year 2023-2024

A. Y.	Std.	Due Amount	<input type="checkbox"/>	Fee Type	Due Month	Due Amount
2023	10TH	15	<input checked="" type="checkbox"/>	ADMISSION FEES	Jun-2023	1
Total		₹15.00	<input checked="" type="checkbox"/>	TUITION FEES	Jun-2023	1
Previous Paid						
Fee Rcpt. Date	Fee Rcpt. No.	P	<input type="checkbox"/>	Fee Type	Due Month	Due Amount
11/10/2023	1189	<input type="button" value="Print"/>	<input checked="" type="checkbox"/>	TUITION FEES	Jul-2023	1
14/08/2023	504	<input type="button" value="Print"/>	<input checked="" type="checkbox"/>	TUITION FEES	Aug-2023	1
14/08/2023	503	<input type="button" value="Print"/>	<input checked="" type="checkbox"/>	TUITION FEES	Sep-2023	1
			<input checked="" type="checkbox"/>	TUITION FEES	Oct-2023	1
			<input checked="" type="checkbox"/>	TUITION FEES	Nov-2023	1
			<input checked="" type="checkbox"/>	TUITION FEES	Dec-2023	1
			<input checked="" type="checkbox"/>	TERM FEES	Dec-2023	1
			<input checked="" type="checkbox"/>	TUITION FEES	Jan-2024	1
			<input checked="" type="checkbox"/>	TUITION FEES	Feb-2024	1
			<input checked="" type="checkbox"/>	TUITION FEES	Mar-2024	1
			<input checked="" type="checkbox"/>	TUITION FEES	Apr-2024	1
			<input checked="" type="checkbox"/>	TUITION FEES	May-2024	1

Actual Due Amount: Pay Now

1. Parents can see the child details such as Child Name, Standard, Division, Academic Year, Fee Types such as (Admission Fees, Tuition Fees, Term Fees, etc. with Due Month and Due Amount, Actual Due Amount) and Pay Now Button.
2. Parent can choose Fees they want to Pay.
3. Fees Structure with selected Fees Option.
4. By using Pay Now Button, Parent can make a Fees Payment.
5. Parent can see the Previous Fees Details such as All Years Dues with details of Academic Year, Standard and Fees Due Amounts. Previous Paid Fees with details of Receipt Date, Receipt No. and Receipt Print Option.

After clicking on Pay now button the following screen will open.



After successful payment, the following screen will appear with downloaded Receipt in the browser or in the download folder.

